

## FUND OBJECTIVE

The Fund aims to achieve higher returns compared to the benchmark over a medium to long-term\*period from investments in a diversified portfolio of USD-denominated fixed income securities.

\*Note: The Manager regards 3 to 5 years as medium-term and more than 5 years as long-term.

## FUND INFORMATION

Inception Date	18 Aug 2023
Trustee	Maybank Trustees Berhad
Financial Year End	30 September
Fund Type / Category	Income / Fixed Income
Base Currency	United States Dollar
Benchmark	Secured Overnight Financing Rate (SOFR) (12M USD LIBOR before 01/01/2023)
NAV per Unit	RM 0.9681
Class Size	RM 4.28 million
Total Fund Size (All Classes):	USD 2.14 million

## FEES, CHARGES AND EXPENSES

Management Fee	Up to 0.80% per annum of the NAV of the Fund calculated and accrued daily in the Base Currency and payable on a monthly basis.
Trustee Fee	Up to 0.045% per annum of the NAV of the Fund calculated daily and payable on a monthly basis subject to a minimum of RM12,000 per annum
Sales Charge	Up to 2.00% of the NAV per unit
Redemption Price Date	T + 4 business day if redemption notice received by 4.00pm
Redemption Payment Period	Within 10 business days

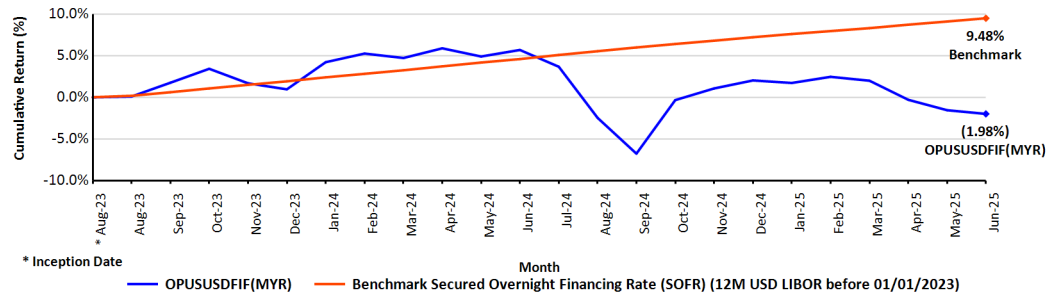
## TRANSACTION DETAILS

Minimum Initial Investment	RM50,000
Minimum Additional Investment	RM10,000

Opus Asset Management Sdn Bhd  
[199601042272 (414625-T)]  
B-19-2, Northpoint Offices  
Mid Valley City  
No. 1, Medan Syed Putra Utara  
59200 Kuala Lumpur

Tel No:  
+603-2288 8833 (Client Services)  
Website: [www.opusasset.com](http://www.opusasset.com)  
Investor Portal: [touch.opusasset.com](http://touch.opusasset.com)

## PERFORMANCE CHART SINCE INCEPTION (%)



Source: Opus Asset Management Sdn Bhd

## CUMULATIVE PERFORMANCE

	YTD	1 Month	3 Months	6 Months	1 Year	Since Inception	Annualised Since Inception (%p.a.)
Fund (%)	(3.93)	(0.45)	(3.90)	(3.93)	(7.25)	(1.98)	(1.06)
Benchmark (%)	2.12	0.36	1.10	2.12	4.68	9.48	4.96

## YEARLY PERFORMANCE

	2023 (Aug-Dec)	2024	2025 YTD
Fund (%)	0.96	1.05	(3.93)
Benchmark (%)	1.92	5.19	2.12
Income Distribution (Sen/Unit)	-	0.70	0.43
Distribution Yield (%)	-	4.99	1.44

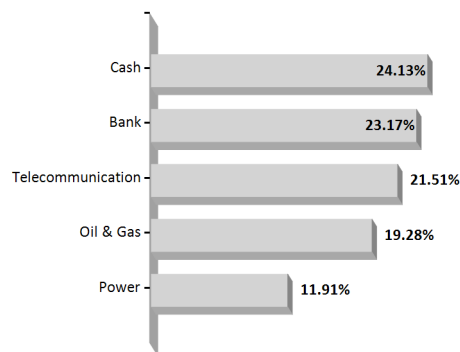
Source: Opus Asset Management Sdn Bhd

The yield of the distribution are calculated based on the total distribution payout divided by the average NAV of the calendar year.

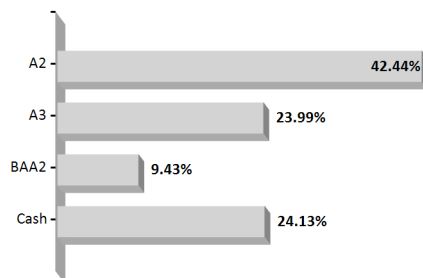
## MOST RECENT INCOME DISTRIBUTION

	25 Jun 2024	23 Dec 2024	23 Jun 2025
Sen / Unit	0.20	0.50	0.43

## SECTOR ALLOCATION\*



## CREDIT PROFILE\*



## TOP HOLDINGS\*

TOP 5 HOLDINGS	Rating	%
1. Telekom Malaysia USD 7.875% 01.08.25	A3	12.1%
2. Tenaga USD 7.50% 01.11.25	A-	11.9%
3. OCBC LTD B3T2 USD 1.832% 10.09.30 (FC 10.09.25)	A2	11.7%
4. UOB LTD T2 USD 1.75% 16.03.31 (FC 16.03.26)	A2	11.5%
5. PETMK USD 5.34% 03.04.35 (FC: 03.01.35)	A2	9.7%

## PORTFOLIO POSITION

Portfolio Duration	1.4 years
Portfolio Yield (Market)	4.64%
Average Rating	A3

\*The data provided above is that of the Fund and is a percentage of NAV. All figures are subject to frequent changes on a daily basis, and the total might not add up to 100% due to rounding.

Note: The information contain in the fund fact sheet is derived from internal data of Opus Asset Management Sdn Bhd unless otherwise stated.

**MANAGER'S COMMENT:**

As tariff negotiations continue to dominate market headlines and drive market movements globally. We are of the view that central banks to maintain current trajectory for monetary easing to cushion potential recessionary risks from external headwinds. We opine that the US Fed may ease by 50 bps in 2H25 in tandem with softer growth expectations and benign inflationary pressure. We still think that the safe-haven status of USD will be a good hedge against tail risks arising from geopolitics and US trade protectionism policies. Considering the interest rate and currency volatility, we aim for a portfolio duration of 3 years.

*Note: The information contain in the fund fact sheet is derived from internal data of Opus Asset Management Sdn Bhd unless otherwise stated.*

Disclaimer: This fact sheet is prepared for information purposes only. While reasonable care has been taken to ensure that the stated facts are accurate and reasonable, neither Opus Asset Management Sdn Bhd nor its sources guarantee that it is accurate or complete and should not be relied upon as such. This fact sheet is not an offer or invitation to subscribe or purchase of any units. Units of the Fund can only be purchased by Sophisticated Investor ("Investor") as stated in the Information Memorandum and its supplementary(ies) (if any) including other guidelines issued by the Securities Commission Malaysia (SC) from time to time. A copy of the Information Memorandum and its supplementary(ies) (if any), can be obtained from Opus Asset Management Sdn Bhd or from any of our approved distributors. Past performance of Fund is not reflective of future performance and income distribution is not guaranteed. Investors are advised to read and understand the contents of the Information Memorandum and its supplementary(ies) (if any), which have been lodged with the SC who takes no responsibility for its contents, before subscribing to the investment scheme. The Fund may not be suitable for all and if in doubt, Investors should consult a professional adviser. In the event that there is a discrepancy of information between the fact sheet, Information Memorandum and its supplementary(ies) (if any), the information in the Information Memorandum and its supplementary(ies) (if any), shall prevail. Opus Asset Management Sdn Bhd and its employee accept no liability whatsoever for any damages suffered as a result of using, modifying, copying and distributing any information from this fact sheet.